

# Catalogue 2026

**DAYEE** POWER<sup>®</sup>

**DAYEE** POWER<sup>®</sup>

**NINGBO DAYE POWER MACHINERY CO.,LTD**

No.1,Xin Yang Road,Di Tang Street,Yuyao,Zhejiang,China

Tel:0086-574-62836898 Fax:0086-574-62835099

Email:sales@daye-mowers.com

[www.dayeepower.com](http://www.dayeepower.com)

The Dayee policy of continuous improvement means that specifications can be changed without prior notice,  
the real product may vary from the pictures shown on this catalogue





Ningbo DAYE Power Machinery Co.,Ltd was founded in 2004. At that time, we purchased a lawnmower factory in Shanghai, and we became the earliest and most professional mower-making factory in China. DAYE got ISO9001 in 2004. After more than 20 years, DAYE has accumulated abundant R&D, manufacturing, and sales experience. As our customers, DAYE gives you so many choices. First, we have two kinds of power engines: gasoline and electric. Second, we provide different sizes to you: 13", 16", 17", 18", 19", 20" and 21". So we have over 80 models for you to choose. All of our models have CE, GS, EMC, NOISE, EURO V certificate. DAYE promises to you that every machine you get from our factory is comply with requirements of the certificates. DAYE has established stable and reliable parts supplying chain system. DAYE keeps and improves ISO9001 quality system continuously, and ensures the products quality and in time delivery. After more than 20 years effort, DAYE has gathered many outstanding technicians in the field. DAYE is the leader in new products development and can successfully develop new products in very short period.

1. We are the earliest lawnmower factory in China
2. We are the most professional mower-making factory in China
3. We have more than 20 years experience in lawn mower, and have accumulated abundant manufacturing and sales experience.

## CONTENTS

Gasoline Lawn Mower Series - - - - -	1-12
Engine Series - - - - -	13-16
Electric Lawnmower Series - - - - -	17-20
Walk Behind Leaf Blower & Vacuum Series - - - - -	21-36
Gasoline Tiller Series - - - - -	37-40
40V Lithium Battery Series - - - - -	41-45
Remote Controlled Lawnmower Series - - - - -	48-52
Lawnmower Parts - - - - -	53-54

# Gasoline Lawnmowers

## Comfort Pro Series

The DAYEE comfort pro range of petrol Lawnmowers are powered by DAYEE and B&S engines. This range of mowers are available in self-propelled models and vary in cutting widths from 410mm, 425mm, 460mm to 510mm. Selected models also feature both mulching and side discharge options.

The products in comfort pro range are equipped with ergonomic grips with self-propelled drive, quick fix and release handlebar with height adjustment, easy storage, filling level indicator, high wheel for easier traction, front handling panel for carrying and much more.



**New**



**New**  
16"



Model	DY162-131PB-06	DY162-131SB-06	DY162-150PB-06
Cutting Width(Inch/mm)	16/410	16/410	16/410
Driving Type	Hand Push	Self-Propelled	Hand Push
Deck Material	Steel	Steel	Steel
Rated Speed(Rpm)	2800	2800	2800
Engine Model	Ducar DV130	Ducar DV130	Ducar DV150
Engine Displacement(CC)	131	131	150
Fuel Tank Capacity(L)	1.0	1.0	1.0
Oil Tank Capacity(L)	0.45	0.45	0.45
Lithium Battery Capacity	N/A	N/A	N/A
Cutting Height Adjustment	25-75mm,8 Positions,Central	25-75mm,8 Positions,Central	25-75mm,8 Positions,Central
Cutting Method	Rear Collection	Rear Collection	Rear Collection
Handle Height Adjustment	3 Positions	3 Positions	3 Positions
Grass Catcher Capacity(L)	50	50	50
Gear Box	N/A	China	N/A
Front /Rear Wheel Size( Inch)	6" / 8"	6" / 8"	6" / 8"
Carton Size(mm)	710*515*440	710*515*440	710*515*440
Loading Qty(20'/40'/40HQ)(Pcs)	175/365/438	175/365/438	175/365/438

**New**  
16"/17"



Model	DY162-150SB-06	DY162-125SB-06	DY171-150PB-06
Cutting Width(Inch/mm)	16/410	16/410	17/425
Driving Type	Self-Propelled	Self-Propelled	Hand Push
Deck Material	Steel	Steel	Steel
Rated Speed(Rpm)	2800	2800	2800
Engine Model	Ducar DV150	B&S300E Series	Ducar DV150
Engine Displacement(CC)	150	125	150
Fuel Tank Capacity(L)	1.0	0.8	1.0
Oil Tank Capacity(L)	0.45	0.47	0.45
Lithium Battery Capacity	N/A	N/A	N/A
Cutting Height Adjustment	25-75mm,8 Positions,Central	25-75mm,8 Positions,Central	25-75mm,8 Positions,Central
Cutting Method	Rear Collection	Rear Collection	Rear Collection
Handle Height Adjustment	3 Positions	3 Positions	3 Positions
Grass Catcher Capacity(L)	50	50	50
Gear Box	China	China	N/A
Front /Rear Wheel Size( Inch)	6" / 8"	6" / 8"	7" / 10"
Carton Size(mm)	710*515*440	710*515*440	740*515*440
Loading Qty(20'/40'/40HQ)(Pcs)	175/365/438	175/365/438	170/355/426

**New**  
17"



Model	DY171-150SB-06	DY171-150SM-06	DY171-125SM-06
Cutting Width(Inch/mm)	17/425	17/425	17/425
Driving Type	Self-Propelled	Self-Propelled	Self-Propelled
Deck Material	Steel	Steel	Steel
Rated Speed(Rpm)	2800	2800	2800
Engine Model	Ducar DV150	Ducar DV150	B&S 450E Series
Engine Displacement(CC)	150	150	125
Fuel Tank Capacity(L)	1.0	1.0	0.8
Oil Tank Capacity(L)	0.45	0.45	0.47
Lithium Battery Capacity	N/A	N/A	N/A
Cutting Height Adjustment	25-75mm,8 Positions,Central	25-75mm,8 Positions,Central	25-75mm,8 Positions,Central
Cutting Method	Rear Collection	3 in 1(Rear Collection,Mulching, Side Discharge)	3 in 1(Rear Collection,Mulching, Side Discharge)
Handle Height Adjustment	3 Positions	3 Positions	3 Positions
Grass Catcher Capacity(L)	50	50	50
Gear Box	China	China	China
Front /Rear Wheel Size( Inch)	7" / 10"	7" / 10"	7" / 10"
Carton Size(mm)	740*515*440	740*515*440	740*515*440
Loading Qty(20'/40'/40HQ)(Pcs)	170/355/426	170/355/426	170/355/426

Electric Start



Model	DY171-150SM-06E	DY181-150PB-06	DY181-150SB-06
Cutting Width(Inch/mm)	17/425	18/460	18/460
Driving Type	Self-Propelled	Hand Push	Self-Propelled
Deck Material	Steel	Steel	Steel
Rated Speed(Rpm)	2800	2800	2800
Engine Model	Ducar DV150E, Electric Start	Ducar DV150	Ducar DV150
Engine Displacement(CC)	150	150	150
Fuel Tank Capacity(L)	1.0	1.0	1.0
Oil Tank Capacity(L)	0.45	0.45	0.45
Lithium Battery Capacity	18V/2.0Ah	N/A	N/A
Cutting Height Adjustment	25-75mm,8 Positions,Central	25-75mm,8 Positions,Central	25-75mm,8 Positions,Central
Cutting Method	3 in 1(Rear Collection,Mulching, Side Discharge)	Rear Collection	Rear Collection
Handle Height Adjustment	3 Positions	3 Positions	3 Positions
Grass Catcher Capacity(L)	50	60	60
Gear Box	China	N/A	China
Front /Rear Wheel Size( Inch)	7" / 10"	7" / 10"	7" / 10"
Carton Size(mm)	800*515*500	785*570*440	785*570*440
Loading Qty(20'/40'/40HQ)(Pcs)	112/232/290	140/300/360	140/300/360

**New**

18"



Electric Start

Model	DY181-150SM-06	DY181-125SM-06	DY181-150SM-06E
Cutting Width(Inch/mm)	18/460	18/460	18/460
Driving Type	Self-Propelled	Self-Propelled	Self-Propelled
Deck Material	Steel	Steel	Steel
Rated Speed(Rpm)	2800	2800	2800
Engine Model	Ducar DV150	B&S 450E Series	Ducar DV150E, Electric Start
Engine Displacement(CC)	150	125	150
Fuel Tank Capacity(L)	1.0	0.8	1.0
Oil Tank Capacity(L)	0.45	0.47	0.45
Lithium Battery Capacity	N/A	N/A	18V/2.0Ah
Cutting Height Adjustment	25-75mm,8 Positions,Central	25-75mm,8 Positions,Central	25-75mm,8 Positions,Central
Cutting Method	3 in 1(Rear Collection,Mulching, Side Discharge)	3 in 1(Rear Collection,Mulching, Side Discharge)	3 in 1(Rear Collection,Mulching, Side Discharge)
Handle Height Adjustment	3 Positions	3 Positions	3 Positions
Grass Catcher Capacity(L)	60	60	60
Gear Box	China	China	China
Front /Rear Wheel Size( Inch)	7" / 10"	7" / 10"	7" / 10"
Carton Size(mm)	785*570*440	785*570*440	830*570*500
Loading Qty(20'/40'/40HQ)(Pcs)	140/300/360	140/300/360	112/224/280

**New**

20"



Electric Start

Model	DY201-196SM-06E	DY201-161SM-06
Cutting Width(Inch/mm)	20/510	20/510
Driving Type	Self-Propelled	Self-Propelled
Deck Material	Steel	Steel
Rated Speed(Rpm)	2800	2800
Engine Model	DY1P70FBD, Electric Start	B&S DOV750EX Series
Engine Displacement(CC)	196	161
Fuel Tank Capacity(L)	1.5	1.0
Oil Tank Capacity(L)	0.6	0.6
Lithium Battery Capacity	18V/2.0Ah	N/A
Cutting Height Adjustment	25-75mm,8 Positions,Central	25-75mm,8 Positions,Central
Cutting Method	3 in 1(Rear Collection,Mulching, Side Discharge)	3 in 1(Rear Collection,Mulching, Side Discharge)
Handle Height Adjustment	3 Positions	3 Positions
Grass Catcher Capacity(L)	60	60
Gear Box	China	China
Front /Rear Wheel Size( Inch)	7" / 10"	7" / 10"
Carton Size(mm)	910*570*525	830*570*440
Loading Qty(20'/40'/40HQ)(Pcs)	96/208/260	140/280/335

**New**

20"



Electric Start

Model	DY201-173SM-06	DY201-173SM-06E	DY201-196SM-06
Cutting Width(Inch/mm)	20/510	20/510	20/510
Driving Type	Self-Propelled	Self-Propelled	Self-Propelled
Deck Material	Steel	Steel	Steel
Rated Speed(Rpm)	2800	2800	2800
Engine Model	DY1P70FA	DY1P70FAD, Electric Start	DY1P70FB
Engine Displacement(CC)	173	173	196
Fuel Tank Capacity(L)	1.5	1.5	1.5
Oil Tank Capacity(L)	0.6	0.6	0.6
Lithium Battery Capacity	N/A	N/A	N/A
Cutting Height Adjustment	25-75mm,8 Positions,Central	25-75mm,8 Positions,Central	25-75mm,8 Positions,Central
Cutting Method	3 in 1(Rear Collection,Mulching, Side Discharge)	3 in 1(Rear Collection,Mulching, Side Discharge)	3 in 1(Rear Collection,Mulching, Side Discharge)
Handle Height Adjustment	3 Positions	3 Positions	3 Positions
Grass Catcher Capacity(L)	60	60	60
Gear Box	China	China	N/A
Front /Rear Wheel Size( Inch)	7" / 10"	7" / 10"	7" / 10"
Carton Size(mm)	830*570*480	910*570*525	830*570*480
Loading Qty(20'/40'/40HQ)(Pcs)	112/224/280	96/208/260	112/224/280



# Gasoline Lawnmowers

## Premium Plus Series

The DAYEE premium plus range of petrol Lawnmowers are powered by DAYEE ,B&S and Honda engines. Featuring rich and high specification. This range of mowers are available in self-propelled models and vary in cutting widths from 460mm ,510mm to 530mm. Selected models also feature both mulching and side discharge options.

The products in premium plus range are equipped with ergonomic grips with panel , self-propelled drive, variable speed drive, lithium electric start , quick fix and release handlebar with height adjustment, easy storage, filling level indicator, high wheel for easier traction ,front handling panel for carrying and much more.



**New**



**New**

18"



Electric Start

Model	DY182-150SM-06	DY182-150SM-06V	DY182-150SM-06E
Cutting Width(Inch/mm)	18/460	18/460	18/460
Rated Speed(Rpm)	2800	2800	2800
Engine Model	Ducar DV150	Ducar DV150	Ducar DV150E,Electric Start
Engine Displacement(CC)	150	150	150
Fuel Tank Cacacity(L)	1.0	1.0	1.0
Oil Tank Cacacity(L)	0.45	0.45	0.45
Lithium Battery Capacity	N/A	N/A	18V/2.0Ah
Cutting Height Adjustment	25-75mm,8 Positions,Central	25-75mm,8 Positions,Central	25-75mm,8 Positions,Central
Driving Type	Self-Propelled	Self-Propelled,Variable Speed	Self-Propelled
Deck Material	Steel	Steel	Steel
Cutting Method	3 in 1(Rear Collection,Mulching, Side Discharge)	3 in 1(Rear Collection,Mulching, Side Discharge)	3 in 1(Rear Collection,Mulching, Side Discharge)
Handle Height Adjustment	3 Positions	3 Positions	3 Positions
Grass Catcher Capacity(L)	60L	60L	60L
Gear Box	China	GT	China
Front /Rear Wheel Size( Inch)	8" / 11"	8" / 11"	8" / 11"
Carton Size(mm)	850*570*525	850*570*525	850*570*525
Loading Qty(20'/40'/40HQ)(Pcs)	104/224/280	104/224/280	104/224/280

**New**

20"



Variable Speed

Electric Start

Model	DY202-173SM-06	DY202-173SM-06V	DY202-173SM-06E
Cutting Width(Inch/mm)	20/510	20/510	20/510
Rated Speed(Rpm)	2800	2800	2800
Engine Model	DY1P70FA	DY1P70FA	DY1P70FAD,Electric Start
Engine Displacement(CC)	173	173	173
Fuel Tank Cacacity(L)	1.5	1.5	1.5
Oil Tank Cacacity(L)	0.6	0.6	0.6
Lithium Battery Capacity	N/A	N/A	18V/2.0Ah
Cutting Height Adjustment	25-75mm,8 Positions,Central	25-75mm,8 Positions,Central	25-75mm,8 Positions,Central
Driving Type	Self-Propelled	Self-Propelled,Variable Speed	Self-Propelled
Deck Material	Steel	Steel	Steel
Cutting Method	3 in 1(Rear Collection,Mulching, Side Discharge)	3 in 1(Rear Collection,Mulching, Side Discharge)	3 in 1(Rear Collection,Mulching, Side Discharge)
Handle Height Adjustment	3 Positions	3 Positions	3 Positions
Grass Catcher Capacity(L)	60L	60L	60L
Gear Box	China	GT	China
Front /Rear Wheel Size( Inch)	8" / 11"	8" / 11"	8" / 11"
Carton Size(mm)	910*570*525	910*570*525	910*570*525
Loading Qty(20'/40'/40HQ)(Pcs)	96/208/260	96/208/260	96/208/260

**New**

18"



Electric Start  
Variable Speed

Model	DY182-150SM-06VE	DY182-140SM-06	DY182-145SM-06
Cutting Width(Inch/mm)	18/460	18/460	18/460
Rated Speed(Rpm)	2800	2800	2800
Engine Model	Ducar DV150E,Electric Start	B&S500E Series	Honda GCV145
Engine Displacement(CC)	150	140	145
Fuel Tank Cacacity(L)	1.0	0.8	0.91
Oil Tank Cacacity(L)	0.45	0.47	0.4
Lithium Battery Capacity	18V/2.0Ah	N/A	N/A
Cutting Height Adjustment	25-75mm,8 Positions,Central	25-75mm,8 Positions,Central	25-75mm,8 Positions,Central
Driving Type	Self-Propelled,Variable Speed	Self-Propelled	Self-Propelled
Deck Material	Steel	Steel	Steel
Cutting Method	3 in 1(Rear Collection,Mulching, Side Discharge)	3 in 1(Rear Collection,Mulching, Side Discharge)	3 in 1(Rear Collection,Mulching, Side Discharge)
Handle Height Adjustment	3 Positions	3 Positions	3 Positions
Grass Catcher Capacity(L)	60L	60L	60L
Gear Box	GT	China	China
Front /Rear Wheel Size( Inch)	8" / 11"	8" / 11"	8" / 11"
Carton Size(mm)	850*570*525	850*570*525	850*570*525
Loading Qty(20'/40'/40HQ)(Pcs)	104/224/280	104/224/280	104/224/280

**New**

20"



Electric Start  
Variable Speed

Variable Speed

Model	DY202-173SM-06VE	DY202-196SM-06	DY202-196SM-06V
Cutting Width(Inch/mm)	20/510	20/510	20/510
Rated Speed(Rpm)	2800	2800	2800
Engine Model	DY1P70FAD,Electric Start	DY1P70FB	DY1P70FB
Engine Displacement(CC)	173	196	196
Fuel Tank Cacacity(L)	1.5	1.5	1.5
Oil Tank Cacacity(L)	0.6	0.6	0.6
Lithium Battery Capacity	18V/2.0Ah	N/A	N/A
Cutting Height Adjustment	25-75mm,8 Positions,Central	25-75mm,8 Positions,Central	25-75mm,8 Positions,Central
Driving Type	Self-Propelled,Variable Speed	Self-Propelled	Self-Propelled,Variable Speed
Deck Material	Steel	Steel	Steel
Cutting Method	3 in 1(Rear Collection,Mulching, Side Discharge)	3 in 1(Rear Collection,Mulching, Side Discharge)	3 in 1(Rear Collection,Mulching, Side Discharge)
Handle Height Adjustment	3 Positions	3 Positions	3 Positions
Grass Catcher Capacity(L)	60L	60L	60L
Gear Box	GT	China	GT
Front /Rear Wheel Size( Inch)	8" / 11"	8" / 11"	8" / 11"
Carton Size(mm)	910*570*525	910*570*525	910*570*525
Loading Qty(20'/40'/40HQ)(Pcs)	96/208/260	96/208/260	96/208/260

**New**

20"



Model	DY202-196SM-06E	DY202-196SM-06VE	DY202-161SM-06
Cutting Width(Inch/mm)	20/510	20/510	20/510
Rated Speed(Rpm)	2800	2800	2800
Engine Model	DY1P70FBD,Electric Start	DY1P70FBD,Electric Start	B&S DOV 750EX
Engine Displacement(CC)	196	196	161
Fuel Tank Cacacity(L)	1.5	1.5	1
Oil Tank Cacacity(L)	0.6	0.6	0.6
Lithium Battery Capacity	18V/2.0Ah	18V/2.0Ah	N/A
Cutting Height Adjustment	25-75mm,8 Positions,Central	25-75mm,8 Positions,Central	25-75mm,8 Positions,Central
Driving Type	Self-Propelled	Self-Propelled,Variable Speed	Self-Propelled
Deck Material	Steel	Steel	Steel
Cutting Method	3 in 1(Rear Collection,Mulching, Side Discharge)	3 in 1(Rear Collection,Mulching, Side Discharge)	3 in 1(Rear Collection,Mulching, Side Discharge)
Handle Height Adjustment	3 Positions	3 Positions	3 Positions
Grass Catcher Capacity(L)	60L	60L	60L
Gear Box	China	GT	China
Front /Rear Wheel Size( Inch)	8" / 11"	8" / 11"	8" / 11"
Carton Size(mm)	910*570*525	910*570*525	910*570*525
Loading Qty(20'/40'/40HQ)(Pcs)	96/208/260	96/208/260	96/208/260

**New**

21"



Model	DY212-196SM-06E	DY212-196SM-06VE
Cutting Width(Inch/mm)	21/530	21/530
Rated Speed(Rpm)	2800	2800
Engine Model	DY1P70FBD,Electric Start	DY1P70FBD,Electric Start
Engine Displacement(CC)	196	196
Fuel Tank Cacacity(L)	1.5	1.5
Oil Tank Cacacity(L)	0.6	0.6
Lithium Battery Capacity	18V/2.0Ah	18V/2.0Ah
Cutting Height Adjustment	25-75mm,8 Positions,Central	25-75mm,8 Positions,Central
Driving Type	Self-Propelled	Self-Propelled,Variable Speed
Deck Material	Steel	Steel
Cutting Method	3 in 1(Rear Collection,Mulching, Side Discharge)	3 in 1(Rear Collection,Mulching, Side Discharge)
Handle Height Adjustment	3 Positions	3 Positions
Grass Catcher Capacity(L)	65L	65L
Gear Box	China	GT
Front /Rear Wheel Size( Inch)	8" / 11"	8" / 11"
Carton Size(mm)	935*570*525	935*570*525
Loading Qty(20'/40'/40HQ)(Pcs)	96/200/250	96/200/250

**New**

20"/21"



Model	DY202-167SM-06	DY212-196SM-06	DY212-196SM-06V
Cutting Width(Inch/mm)	20/510	21/530	21/530
Rated Speed(Rpm)	2800	2800	2800
Engine Model	Honda GCV170	DY1P70FB	DY1P70FB
Engine Displacement(CC)	167	196	196
Fuel Tank Cacacity(L)	0.91	1.5	1.5
Oil Tank Cacacity(L)	0.4	0.6	0.6
Lithium Battery Capacity	N/A	N/A	N/A
Cutting Height Adjustment	25-75mm,8 Positions,Central	25-75mm,8 Positions,Central	25-75mm,8 Positions,Central
Driving Type	Self-Propelled	Self-Propelled	Self-Propelled,Variable Speed
Deck Material	Steel	Steel	Steel
Cutting Method	3 in 1(Rear Collection,Mulching, Side Discharge)	3 in 1(Rear Collection,Mulching, Side Discharge)	3 in 1(Rear Collection,Mulching, Side Discharge)
Handle Height Adjustment	3 Positions	3 Positions	3 Positions
Grass Catcher Capacity(L)	60L	65L	65L
Gear Box	China	China	GT
Front /Rear Wheel Size( Inch)	8" / 11"	8" / 11"	8" / 11"
Carton Size(mm)	910*570*525	935*570*525	935*570*525
Loading Qty(20'/40'/40HQ)(Pcs)	96/208/260	96/200/250	96/200/250

**New**

21"



Model	DY212-161SM-06	DY212-202SM-06
Cutting Width(Inch/mm)	21/530	21/530
Rated Speed(Rpm)	2800	2800
Engine Model	B&S DOV750EX	GCV200
Engine Displacement(CC)	161	202
Fuel Tank Cacacity(L)	1	0.91
Oil Tank Cacacity(L)	0.6	0.4
Lithium Battery Capacity	N/A	N/A
Cutting Height Adjustment	25-75mm,8 Positions,Central	25-75mm,8 Positions,Central
Driving Type	Self-Propelled	Self-Propelled
Deck Material	Steel	Steel
Cutting Method	3 in 1(Rear Collection,Mulching, Side Discharge)	3 in 1(Rear Collection,Mulching, Side Discharge)
Handle Height Adjustment	3 Positions	3 Positions
Grass Catcher Capacity(L)	65L	65L
Gear Box	China	China
Front /Rear Wheel Size( Inch)	8" / 11"	8" / 11"
Carton Size(mm)	935*570*525	935*570*525
Loading Qty(20'/40'/40HQ)(Pcs)	96/200/250	96/200/250

DAYEE Engine Series

POWERED BY  
**DUCAR**  
POWER WITH VISION



Model No	DV130	DV150	DV170
Engine Type	Single cylinder, 4-stroke, air cooled,OHV	Single cylinder, 4-stroke, air cooled,OHV	Single cylinder, 4-stroke, air cooled,OHV
Displacement(cc)	131	150	173
Bore×Store(mm)	61*45	65*45	70*45
Max Power(kW)@3600RPM	2.4	2.6	3.0
Electric Start System	NO	NO	NO
Fuel Tank Capacity( L)	1.0	1.0	1.0
Oil Tank Capacity( L)	0.45	0.45	0.45
Dimensions(mm)	328×308×245	328×308×245	328×308×245
N.W(kg)	7.6±0.5	7.7±0.5	7.7±0.5

DAYEE Engine Series

POWERED BY  
**DUCAR**  
POWER WITH VISION



Model No	DV150E	DV170E
Engine Type	Single cylinder, 4-stroke, air cooled,OHV	Single cylinder, 4-stroke, air cooled,OHV
Displacement(cc)	150	173
Bore×Store(mm)	61*45	70*45
Max Power(kW)@3600RPM	2.6	3.0
Electric Start System	Yes	Yes
Fuel Tank Capacity( L)	1.0	1.0
Oil Tank Capacity( L)	0.45	0.45
Dimensions(mm)	328×308×245	328×308×245
N.W(kg)	9.3±0.5	9.3±0.5

DAYEE Engine Series

POWERED BY  
**DAYEE**



Model No	DVIP65FC	DY1P70FA	DY1P70FB
Engine Type	Single cylinder, 4-stroke, air cooled,OHV	Single cylinder, 4-stroke, air cooled,OHV	Single cylinder, 4-stroke, air cooled,OHV
Displacement(cc)	161	173	196
Bore×Store(mm)	65*48.5	70*45	70*51
Max Power(kW)@3600RPM	2.8	3.1	3.5
Electric Start System	NO	NO	NO
Fuel Tank Capacity( L)	1.3	1.5	1.5
Oil Tank Capacity( L)	0.6	0.6	0.6
Dimensions(mm)	390×360×360	430×350×360	430×350×360
N.W(kg)	10.7	13.5	13.6

DAYEE Engine Series

POWERED BY  
**DAYEE**



Model No	DY1P70FAD	DY1P70FBD
Engine Type	Single cylinder, 4-stroke, air cooled,OHV	Single cylinder, 4-stroke, air cooled,OHV
Displacement(cc)	173	196
Bore×Store(mm)	70*45	70*51
Max Power(kW)@3600RPM	3.1	3.5
Electric Start System	Yes	Yes
Fuel Tank Capacity( L)	1.5	1.5
Oil Tank Capacity( L)	0.6	0.6
Dimensions(mm)	430×350×360	430×350×360
N.W(kg)	15.3	15.4

B&S Engine Series

POWERED BY  
**B&S**



Model No	B&S 300E-Series™	B&S 450E-Series™
Engine Type	Single cylinder, 4-stroke, air cooled,OHV	Single cylinder, 4-stroke, air cooled,OHV
Displacement(cc)	125	125
Bore×Store(mm)	60*44.5	60*44.5
Max Power(kW)@3600RPM	1.66	1.66
Electric Start System	NO	NO
Fuel Tank Capacity( L)	0.8	0.8
Oil Tank Capacity( L)	0.47	0.47
Dimensions(mm)	347×310×244	347×310×244
N.W(kg)	7.7	7.7

B&S Engine Series

POWERED BY  
**B&S**



Model No	B&S 500E-Series™	B&S 750EX-Series™ DOV
Engine Type	Single cylinder, 4-stroke, air cooled,OHV	Single cylinder, 4-stroke, air cooled,OHV
Displacement(cc)	140	161
Bore×Store(mm)	63.4*44.5	64*50
Max Power(kW)@3600RPM	1.66	2.58
Electric Start System	NO	NO
Fuel Tank Capacity( L)	0.8	1.0
Oil Tank Capacity( L)	0.47	0.6
Dimensions(mm)	347×310×244	369×325×254
N.W(kg)	8.2	11.1

HONDA  
Engine Series  
POWERED by  
HONDA



Model No	GCV145 Series	GCV170 Series	GCV200 Series
Engine Type	Single-Cylinder with aircooled, 4 stroke, OHV	Single-Cylinder with aircooled, 4 stroke, OHV	Single-Cylinder with aircooled, 4 stroke, OHV
Displacement(cc)	145	167	202
Bore×Stroke(mm)	56×59	60×59	66×59
Max Power(kW)@3600RPM	3.1	3.6	4.2
Electric Start System	NO	NO	NO
Fuel Tank Capacity( L)	0.91	0.91	0.91
Oil Tank Capacity( L)	0.4	0.4	0.4
Dimensions(mm)	415 × 330 × 359	415 × 330 × 359	415 × 330 × 359
N.W(kg)	10.1	10.1	10.1





# Electric Lawnmower

## Induction Motor Series

The DAYEE electric lawnmower is a solution to small and a mid-sized yard that you want to keep in top shape. you can now easily maintain the appearance of your own lawn without the need for professional help. it is powerful, long-lasting, and efficient, lightweight, compact, quite, cost effective and easy to use.



**Switch With Safety System**  
Ensure optimal safety for the operator.

**Quick Release Knob**  
Easily fold the handle to minimize space required for storing and transportation.

**Induction Motor**  
Powerful motor provides long durability.

**Plastic Grass Box**  
It is easier to clean after collection and empty the box.



Model	DY13-900-00	DY13-1000-00
Drive Type	Hand Push	Hand Push
Deck Material	PP	PP
Engine Type	Aluminium wire Induction motor	Aluminium wire Induction motor
Voltage	230V/50HZ	230V/50HZ
Engine Power	900W	1000W
Ldle Speed	2950rpm	2950rpm
Cutting Height	25/40/60mm	25/40/60mm
Cutting Height Adjustment	3 wheel positions	3 wheel positions
Cutting Width	320mm(13")	320mm(13")
Catcher Volume	27L	27L
Front Wheel	5"	5"
Rear Wheel	6"	6"
N.W./G.W.	10.5/11.5kg	10.5/11.5kg
Package(mm)	540X380X290	540X380X290
Load Qty	512/1040/1170	512/1040/1170



Model	DY16-1500-00	DY16-1500-02
Drive Type	Hand Push	Hand Push
Deck Material	PP	PP
Engine Type	Aluminium wire Induction motor	Aluminium wire Induction motor
Voltage	230V/50HZ	230V/50HZ
Engine Power	1500W	1500W
Ldle Speed	2950rpm	2950rpm
Cutting Height	25/40/60mm	25-62mm
Cutting Height Adjustment	3 wheel positions	7 positions, Central
Cutting Width	400mm(16")	400mm(16")
Catcher Volume	40L	40L
Front Wheel	6"	6"
Rear Wheel	6"	6"
N.W./G.W.	15.5/17kg	15.5/17kg
Package(mm)	720X460X290	720X510X325
Load Qty	320/648/729	238/490/560



# DAYEE 58cm Gasoline Walk Behind Leaf & Litter Blower & Vacuum

## Semi Professional Series

Equipped with a premium **140CC(B&S)/159CC/196CC(Loncin)/173CC(DAYEE)** engine, offering a sizeable **58cm** working width and supplied with a sizable **150-litre** Collector, also with handpush or self-propelled mode for different selection, the top-quality DAYEE gasoline blower & vacuum is a powerful, fast and convenient way to clear leaves and debris from both lawn and carparks/hard standing areas!

It features ball-bearing wheels for easy pushing, an adjustable working height for superior flexibility of use, **The innovative optional hose kit** enables the user to reach and clean under hedges, behind vases and in all areas that are difficult to access and **the optional scarifier cassette** is an optional extra to allow you to manicure your lawn. **The optional brush cassette** is ideal when you find material that is strongly attached to the ground, such as wet leaves or other things that are difficult to pick up.



## Semi Professional Series

**Self-propelled**  
Easy maneuverability with self-propelled drive system, featuring high and low speed options.

**Powerful Four-Stroke B&S, DAYEE, LONCIN Engine**  
Ready start technology for easy starting.

**Collection Bag**  
The large, robust 150 liter canvas collection bag with quick-opening zip for long working sessions.

**Front Adjustment**  
5-stage height adjustment 15-60 mm.

**10 Inch Rear Wheels**  
For easy operation over rough spots and on inclines.

**Heavy Duty Steel Impeller**  
The impeller is manufactured from high quality steel and features a unique design for optimum airflow.

**58CM Vacuum Width**  
Quickly removes leaves in the yard while the 250cm on-board hose gets into tight spot and under shrubs.



**Scarifier Cassette (Model No: DY580-01)**  
The optional scarifier is an extra to allow you to manicure your lawn.



**Brush Cassette (Model No: DY580-02)**  
The optional brush aids in the lifting of wet leaves and debris.



**Vacuum Hose Kit (Model No: DY580-03)**  
For hard to reach areas. The optional vac hose gives you extra reach so you can clean out areas where you can't get to with the front collector snout—garden beds, along foundations, window wells, etc. 250cm hose length. 730-990mm adjustable handle length. 90mm hose diameter.



Model	DY580-173P-00	DY580-159P-00
Drive Type	Hand Push	Hand Push
Self-Driving Speed	/	/
Working Width	58 cm (23")	58 cm (23")
Handle Type	Telescopic and Rotary	Telescopic and Rotary
Engine Model	DY1P70FA	LC1P65FC
Displacement	173CC	159CC
Fuel Tank Capacity	1.5L	1.0L
Oil Tank capacity	0.6L	0.5L
Suction Height Adjustment	Front,5positions 15-60mm	Front,5positions 15-60mm
Mulching Ratio	Up to 10:1	Up to 10:1
Rated Speed	3400/min	3400/min
Collection Bag Capacity	150L	150L
Idle Air Speed	37m/s	37m/s
Idle Air Volume	2650m³/h	2650m³/h
Wheel Diameter(Front/Rear)	8"/10"	8"/10"
Scarifier Cassette	/	/
Brush Cassette	/	/
Hose Kit	Optional as accessory( Model DY580-03)	Optional as accessory( Model DY580-03)
Chipper	/	/
Brush/Scarifier Speed	/	/
Carton Size	760x620x640mm	760x620x640mm
Load Qty (20GP/40GP/40HQ)	81/171/228Pcs	81/171/228Pcs



Model	DY580-140P-00	DY580-173S-00
Drive Type	Hand Push	Self-Propelled
Self-Driving Speed	/	3.6 km/h
Working Width	58 cm (23")	58 cm (23")
Handle Type	Telescopic and Rotary	Telescopic and Rotary
Engine Model	B&S500E	DY1P70FA
Displacement	140CC	173CC
Fuel Tank Capacity	0.8L	1.5L
Oil Tank capacity	0.47L	0.6L
Suction Height Adjustment	Front,5positions 15-60mm	Front,5positions 15-60mm
Mulching Ratio	Up to 10:1	Up to 10:1
Rated Speed	3400/min	3400/min
Collection Bag Capacity	150L	150L
Idle Air Speed	37m/s	37m/s
Idle Air Volume	2650m³/h	2650m³/h
Wheel Diameter(Front/Rear)	8"/10"	8"/10"
Scarifier Cassette	/	Optional as accessory( Model DY580-01)
Brush Cassette	/	Optional as accessory( Model DY580-02)
Hose Kit	Optional as accessory( Model DY580-03)	Optional as accessory( Model DY580-03)
Chipper	/	/
Brush/Scarifier Speed	/	800/min
Carton Size	760x620x640mm	760x620x640mm
Load Qty (20GP/40GP/40HQ)	81/171/228Pcs	81/171/228Pcs



Model	DY580-159S-00	DY580-140S-00
Drive Type	Self-Propelled	Self-Propelled
Self-Driving Speed	3.6 km/h	3.6 km/h
Working Width	58 cm (23")	58 cm (23")
Handle Type	Telescopic and Rotary	Telescopic and Rotary
Engine Model	LC1P65FC	B&S500E
Displacement	159CC	140CC
Fuel Tank Capacity	1.0L	0.8L
Oil Tank capacity	0.5L	0.47L
Suction Height Adjustment	Front,5positions 15-60mm	Front,5positions 15-60mm
Mulching Ratio	Up to 10:1	Up to 10:1
Rated Speed	3400/min	3400/min
Collection Bag Capacity	150L	150L
Idle Air Speed	37m/s	37m/s
Idle Air Volume	2650m³/h	2650m³/h
Wheel Diameter(Front/Rear)	8"/10"	8"/10"
Scarifier Cassette	Optional as accessory( Model DY580-01)	Optional as accessory( Model DY580-01)
Brush Cassette	Optional as accessory( Model DY580-02)	Optional as accessory( Model DY580-02)
Hose Kit	Optional as accessory( Model DY580-03)	Optional as accessory( Model DY580-03)
Chipper	/	/
Brush/Scarifier Speed	800/min	800/min
Carton Size	760x620x640mm	760x620x640mm
Load Qty (20GP/40GP/40HQ)	81/171/228Pcs	81/171/228Pcs

Electric Start,Lithium battery  
18V/2.0Ah( Makita type)



Model	DY580-196S-00	DY580-173SE-00
Drive Type	Self-Propelled	Self-Propelled
Self-Driving Speed	3.6 km/h	3.6 km/h
Working Width	58 cm (23")	58 cm (23")
Handle Type	Telescopic and Rotary	Telescopic and Rotary
Engine Model	LONCIN ,V200	DY1P70FAD
Displacement	196CC	173CC
Fuel Tank Capacity	1.0L	1.5L
Oil Tank capacity	0.5L	0.6L
Suction Height Adjustment	Front,5positions 15-60mm	Front,5positions 15-60mm
Mulching Ratio	Up to 10:1	Up to 10:1
Rated Speed	3400/min	3400/min
Collection Bag Capacity	150L	150L
Idle Air Speed	37m/s	37m/s
Idle Air Volume	2650m³/h	2650m³/h
Wheel Diameter(Front/Rear)	8"/10"	8"/10"
Scarifier Cassette	Optional as accessory( Model DY580-01)	Optional as accessory( Model DY580-01)
Brush Cassette	Optional as accessory( Model DY580-02)	Optional as accessory( Model DY580-02)
Hose Kit	Optional as accessory( Model DY580-03)	Optional as accessory( Model DY580-03)
Chipper	/	/
Brush/Scarifier Speed	800/min	800/min
Carton Size	760x620x640mm	760x620x640mm
Load Qty (20GP/40GP/40HQ)	81/171/228Pcs	81/171/228Pcs

# DAYEE 78cm Gasoline Walk Behind Leaf & Litter Blower & Vacuum

## Professional Series

Equipped with a premium **Ducar 212CC** engine, offering a sizeable **78cm** working width and supplied with a sizable **240-litre** Collector, the top-quality DAYEE gasoline blower & vacuum is a powerful, fast and convenient way to clear leaves and debris from both lawn and carparks/hard standing areas!

It features ball-bearing wheels for easy pushing, an adjustable working height for superior flexibility of use, **The innovative optional hose kit** enables the user to reach and clean under hedges, behind vases and in all areas that are difficult to access and **The optional scarifier cassette** is an optional extra to allow you to manicure your lawn. **The optional brush cassette** is ideal when you find material that is strongly attached to the ground, such as wet leaves or other things that are difficult to pick up. **The shredding function** allows you to crush and shred small quantities of plant waste.



**Self-propelled**  
Easy maneuverability with self-propelled drive system, featuring high and low speed options.

**Shredder**  
The shredding function allows you to crush and shred small quantities of plant waste.

**Collection Bag**  
The large, robust 240 liter canvas collection bag with quick-opening zip for long working sessions.

**78CM Vacuum Width**  
Quickly removes leaves in the yard while the 250cm on-board hose gets into tight spots and under shrubs.

**Heavy Duty Steel Impeller**  
The impeller is manufactured from high quality steel and features a unique design for optimum airflow.

**Powerful Four-Stroke Ducar Engine**  
Ready start technology for no prime, no choke starting.

**Scarifier Cassette (Model No: DY780-01)**  
The optional scarifier is an extra to allow you to manicure your lawn.

**Brush Cassette (Model No: DY780-02)**  
The optional brush aids in the lifting of wet leaves and debris.

**Vacuum Hose Kit (Model No: DY780-03)**  
For hard to reach areas. The optional vac hose gives you extra reach so you can clean out areas where you can't get to with the front collector snout—garden beds, along foundations, window wells, etc.  
250cm hose length. 1350mm handle length. 125mm hose diameter.



Model	DY780-212S-00	DY780-212S-01
Drive Type	Self-Propelled	Self-Propelled
Self-Driving Speed	3.6 km/h	3.6 km/h
Working Width	78 cm (30")	78 cm (30")
Handle Type	Telescopic and Rotary	Telescopic and Rotary
Engine Model	DH212	DH212
Displacement	212CC	212CC
Fuel Tank Capacity	3.6L	3.6L
Oil Tank capacity	0.6L	0.6L
Suction Height Adjustment	Stepless, 15-85mm	Stepless, 15-85mm
Mulching Ratio	Up to 10:1	Up to 10:1
Rated Speed	3300/min	3300/min
Collection Bag Capacity	240L	240L
Idle Air Speed	49m/s	49m/s
Idle Air Volume	4200m³/h	4200m³/h
Wheel Diameter(Front/Rear)	5"/ 12"	5"/ 12"
Scarifier Cassette	Optional as accessory( Model DY780-01)	Optional as accessory( Model DY780-01)
Brush Cassette	Optional as accessory( Model DY780-02)	Optional as accessory( Model DY780-02)
Hose Kit	Optional as accessory( Model DY780-03)	Optional as accessory( Model DY780-03)
Chipper	/	Included
Brush/Scarifier Speed	800/min	800/min
Carton Size	1050X760X835mm	760x620x640mm
Load Qty (20GP/40GP/40HQ)	30/66/99Pcs	28/60/90Pcs



Leading the Way in Leaf Cleanup Solutions!

# DAYEE Electric Wheeled Leaf Blower & Vacuum

## Electric Series

Equipped with a **AC brush motor**, and supplied with a large **45-litre Collector**, the top-quality DAYEE Electric Blower & Vacuum is a powerful, fast and convenient way to clear leaves and debris from pathways, grass, artificial lawns and house yard areas!

This brilliant garden push vac and blower is designed to make light work of clearing up leaves. The push vac has lots of great features to make life easier for you, including a **collection bag** that easily clips on and off for quick emptying, and **different height options** that are easily adjustable depending on the amount of leaves you need to blow or vacuum.

This great **three-in-one** machine allows you to quickly swap between blowing and vacuuming depending on the work you want to carry out. It also has a **safety trigger**, so you can easily stop the machine's power if needed.





Model	DY360-1200P-00	DY360-1600P-00
Drive Type	Hand Push	Hand Push
Working Width	36cm (14")	36cm (14")
Idle Power	1200W	1600W
Voltage	230V/50Hz	230V/50Hz
Motor	AC brush motor	AC brush motor
Suction Height Adjustment	Stepless	Stepless
Mulching Ratio	Up to 10:1	Up to 10:1
Rated Speed	12000/min	12000/min
Collection Bag Capacity	45L	45L
Idle Air Speed	37.5m/s	37.5m/s
Idle Air Volume	2200m <sup>3</sup> /h	2200m <sup>3</sup> /h
Wheel Diameter(Front/Rear)	5"/ 6"	5"/ 6"
Carton Size	515x405x375mm	515x405x375mm
Loading Qty (20GP/40GP/40HQ)	366/762/889 Pcs	366/762/889 Pcs



Model	CXD1600	CXD1800
Drive Type	Hand Push	Hand Push
Working Width	40 cm (16")	40 cm (16")
Idle Power	1600W	1800W
Voltage	230V/50Hz	230V/50Hz
Motor	AC brush motor	AC brush motor
Suction Height Adjustment	Front wheel,4 positions, 15-60mm	Front wheel,4 positions, 15-60mm
Mulching Ratio	Up to 10:1	Up to 10:1
Rated Speed	13400/min	13400/min
Collection Bag Capacity	45L	45L
Idle Air Speed	37.5m/s	37.5m/s
Idle Air Volume	2200m <sup>3</sup> /h	2200m <sup>3</sup> /h
Wheel Diameter(Front/Rear)	6"/7.5"	6"/7.5"
Carton Size	510x460x440mm	510x460x440mm
Loading Qty (20GP/40GP/40HQ)	275/575/690 Pcs	275/575/690 Pcs





**New**



**New**

Model	CXD1600-01	CXD1600-02
Drive Type	Hand Push	Hand Push
Working Width	40cm(16")	40cm(16")
Idle Power	1600W	1600W
Voltage	230~240V /50Hz	110~120V /60Hz
Motor	AC Brush Motor	AC brush motor
Suction Height Adjustment	Front wheel,4 Positions,15-60mm	Front wheel,4 Positions,15-60mm
Mulching Ratio	Up to 10:1	Up to 10:1
Rated Speed	13400/min	13400/min
Collection Bag Capacity	45L	45L
Idle Air Speed	37.5m/s	37.5m/s
Idle Air Volume	2200m³/h	2200m³/h
Wheel Diameter(Front/Rear)	6"/ 7.5"	6"/ 7.5"
Carton Size	570*465*380mm	570*465*380mm
Loading Qty (20GP/40GP/40HQ)	288/600/700 Pcs	288/600/700 Pcs



**DAYEE Vac & Blow&Sweep | 4 in 1 | Vacuum, Blower, Mulcher and Sweeper for Artificial Lawns, Grass, Patio's & Driveways**

**DO IT ALL:** The Vac & Blow&Sweep combines a powerful Vacuum, Blower, Mulcher and Sweeper all in one compact machine. Toggle between blow and vacuum functions on the go for ultimate convenience.

**PACKED WITH POWER:** The 1600W motor produces wind speeds of up to 37.5m/s to blast away leaves and high volume suction to clear and mulch debris fast.

**ARTIFICIAL GRASS SWEEPER:** An essential tool for maintaining the fresh appeal of Artificial grass. This advanced turf sweeper is engineered to clean, comb, and collect debris efficiently. For best results, use it in two passes: move it forward to sweep and gather debris, and pull it backward to increase friction, lift the grass fibers, and revitalize the turf's plush appearance.

**MULTI SURFACE:** Keep paths, driveways, grass and artificial turf clear of leaves and debris with ease. No more back breaking raking, sweeping or bending, simply walk behind the machine and watch it do the work.

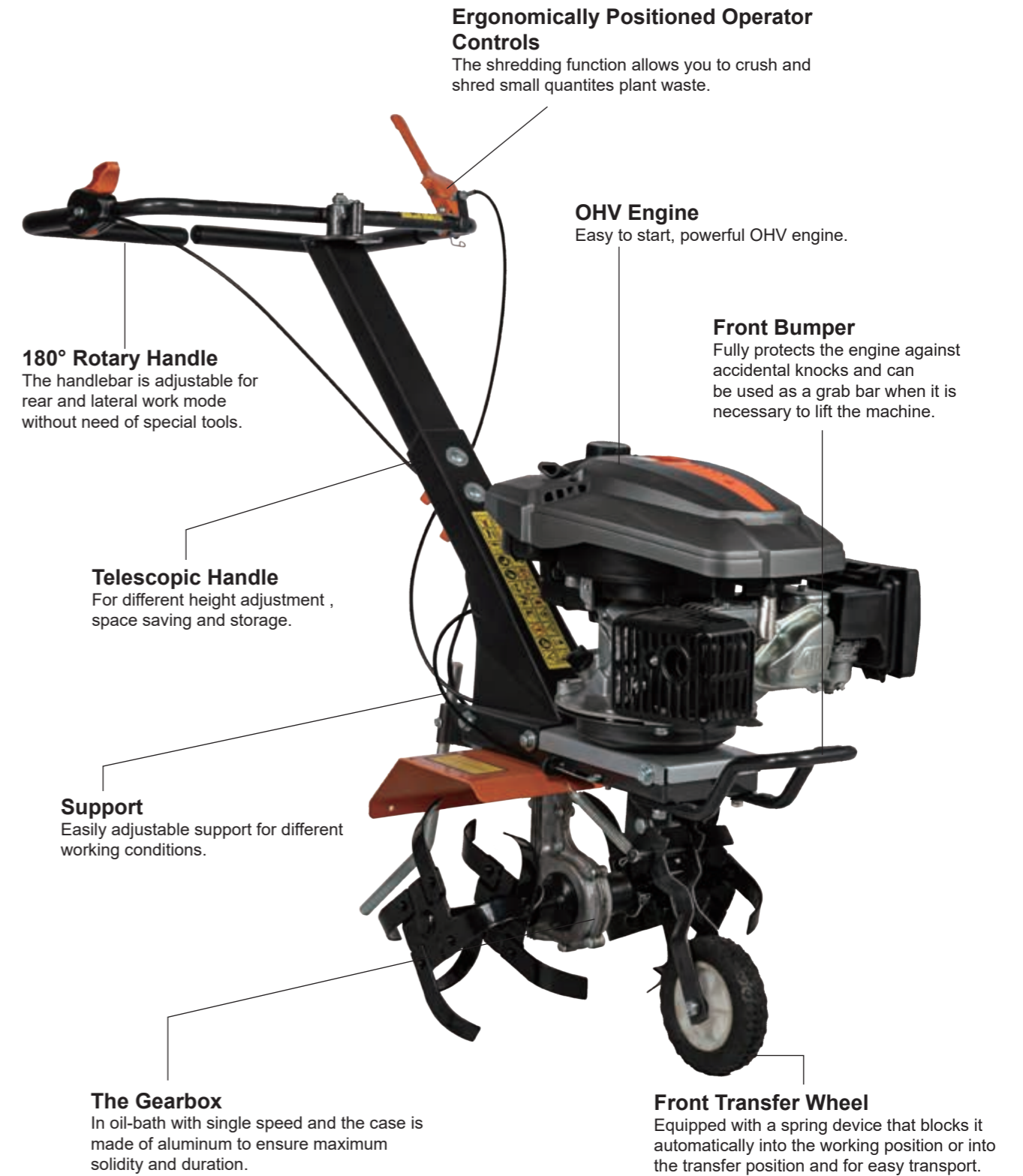
**LARGE CAPACITY:** The Vac & Blow features an extra large 45L collection bag with secure zip for easy access and emptying.



# Gasoline Tiller

## Classic Series

The wide range of DAYEE Petrol tiller fulfills the needs in agriculture, horticulture and gardening. It is not only powerful, robust, light and compact, but also safe, easy-to-use and efficient. The ergonomically shaped handlebars make it easier for users to operate and the telescopic handle is for different height adjustment, space saving and storage.





Model	DY360-161PT-00	DY360-173PT-00
Drive Type	1 Forward	1 Forward
Engine Model	DY1P65FC	DY1P70FA
Displacement	161CC	173CC
Rated Speed	2900/min	2900/min
Fuel Tank Capacity	1.3L	1.5L
Oil Tank Capacity	0.6L	0.6L
Tilling Width	360mm	360mm
Tilling Depth	260mm	260mm
Blade Quantity	2pcs	2pcs
Carton Size	700x380x660mm	700x380x660mm
Loading Qty (20GP/40GP/40HQ)	144/297/396Pcs	144/297/396Pcs



Model	DY560-161PT-00	DY560-173PT-00
Drive Type	1 Forward	1 Forward
Engine Model	DY1P65FC	DY1P70FA
Displacement	161CC	173CC
Rated Speed	2900/min	2900/min
Fuel Tank Capacity	1.3L	1.5L
Oil Tank Capacity	0.6L	0.6L
Tilling Width	560mm	560mm
Tilling Depth	260mm	260mm
Blade Quantity	4pcs	4pcs
Carton Size	700x380x660mm	700x380x660mm
Loading Qty (20GP/40GP/40HQ)	144/297/396Pcs	144/297/396Pcs



Model	DY360-161PT-03	DY360-173PT-03
Drive Type	1 Forward	1 Forward
Engine Model	DY1P65FC	DY1P70FA
Displacement	161CC	173CC
Rated Speed	2900/min	2900/min
Fuel Tank Capacity	1.3L	1.5L
Oil Tank Capacity	0.6L	0.6L
Tilling Width	360mm	360mm
Tilling Depth	260mm	260mm
Blade Quantity	2pcs	2pcs
Carton Size	700x380x660mm	700x380x660mm
Loading Qty (20GP/40GP/40HQ)	144/297/396Pcs	144/297/396Pcs



Model	DY560-161PT-03	DY560-173PT-00
Drive Type	1 Forward	1 Forward
Engine Model	DY1P65FC	DY1P70FA
Displacement	161CC	173CC
Rated Speed	2900/min	2900/min
Fuel Tank Capacity	1.3L	1.5L
Oil Tank Capacity	0.6L	0.6L
Tilling Width	560mm	560mm
Tilling Depth	260mm	260mm
Blade Quantity	4pcs	4pcs
Carton Size	700x380x660mm	700x380x660mm
Loading Qty (20GP/40GP/40HQ)	144/297/396Pcs	144/297/396Pcs



# Lithium Battery Series

## 40V Li-ion Battery Series

Introducing the DAYEE Eco 40V Cordless Battery Range.

Where power meets eco-friendliness. DAYEE brings you the might of petrol-powered equipment minus the disruptive noise, maintenance, and emissions.

With DAYEE Eco, you'll have the power required to tackle your gardening tasks until completion, while enjoying impressive run times and rapid charging. Just snap the battery in place, and dive into your gardening projects.

It is eco-friendly, effortless setup, cost-efficient.



Model	DY360-1000PL-00	DY580-1600S-00
Drive Type	Hand Push	Self-Propelled
Self-Driving Speed	/	3.6 km/h
Motor Power	1000W	1600W
Voltage	40V	40V+40V
Battery Capacity	4Ah*1	8Ah*2
Motor	Brushless	Brushless
Suction Height Adjustment	Stepless	Front ,5 Positions, 15-60mm
Mulching Ratio	Up to 10:1	Up to 10:1
Rated Speed	12000rpm	3200rpm
Collection Bag Capacity	45L	150L
Idle Air Speed	37.5m/s	36m/s
Idle Air Volume	2200m³/h	2600m³/h
Wheel Diameter(Front/Rear)	5"/6"	8"/10"
Scarifier Cassette	—	Optional as accessory( Model DY580-01)
Brush Cassette	—	Optional as accessory( Model DY580-02)
Hose Kit	—	Optional as accessory( Model DY580-03)
Carton Size	515x405x375mm	760x620x640mm
Loading Qty (20GP/40GP/40HQ)	366/762/889 Pcs	81/171/228 Pcs
Brush/Scarifier Speed	—	800/min



Model	DY360-850PT-00	DY360-850PT-01	DY460-2500PT-00
Drive Type	Hand Push	Hand Push	Self-Propelled
Self-Driving Speed	—	—	2-4 km/h
Motor Power	850W	850W	2500W
Voltage	40V	40V	40V+40V
Battery Capacity	4Ah*2	4Ah*2	8Ah*2
Motor	Brushless	Brushless	Brushless
Rated Speed	2900/min	2900/min	8000/min
Tilling Width	360mm	360mm	460mm
Tilling Depth	260mm	260mm	260mm
Carton Size	700x380x660mm	700x380x660mm	1000x5300x660mm
Loading Qty (20GP/40GP/40HQ)	144/297/396Pcs	144/297/396Pcs	66/138/184Pcs



Model	DY181-850PM-02	DY201-1100SM-02G
Cutting Width(Inch/mm)	18/460	20/502
Drive Type	Hand Push	Self-Propelled
Self-Driving Speed	—	3.6km/h
Motor Power	850W	1100W
Voltage	40V	40V
Lithium-ion Battery Capacity	1*4.0Ah	2*4.0Ah
Rated Speed	2800/min,3100/min	2800/min,3100/min
No Load Running Time	35min	50min
Motor Type	Brushless	Brushless
Cutting Height Adjustment	25-65mm, 5 Positions,Central	25-65mm, 5 Positions,Central
Deck Material	Steel	Steel
Cutting Method	3 in 1(Rear Collection,Mulching,Side Discharge)	3 in 1(Rear Collection,Mulching,Side Discharge)
Handle Height Adjustment	3 Positions	3 Positions
Grass Catcher Capacity(L)	55L	55L
Front /Rear Wheel Size( Inch)	7.5"/10.5"	7.5"/10.5"
Carton Size(mm)	785*570*440	830*570*440
Loading Qty(20/40/40HQ)(Pcs)	140/300/360	140/280/336



Voltage	40V	40V	40V
Battery Type	Lithium-ion battery	Lithium-ion battery	Lithium-ion battery
Battery Capacity	2.0Ah	2.5Ah	4.0Ah
Nominal Energy	72.0Wh	90.0Wh	144.0Wh
Charging Time(Standard Charger)	60min	75min	120min
Charging Time(Fast Charger)	25min	30min	50min




Voltage	40V	40V
Battery Type	Lithium-ion battery	Lithium-ion battery
Battery Capacity	5.0Ah	8.0Ah
Nominal Energy	180.0Wh	288.0Wh
Charging Time(Standard Charger)	150min	240min
Charging Time(Fast Charger)	60min	100min



Voltage	40V	40V
Charging Speed	Standard	Fast
Output Current	2.1A	5.1A



**Scarifier Cassette (Model No: DY580-01)**  
The optional scarifier is an extra to allow you to manicure your lawn.



**Brush Cassette (Model No: DY580-02)**  
The optional brush aids in the lifting of wet leaves and debris.



**Vacuum Hose Kit (Model No: DY580-03)**  
For hard to reach areas. The optional vac hose gives you extra reach so you can clean out areas where you can't get to with the front collector snout—garden beds, along foundations, window wells, etc. 250cm hose length. 730-990mm adjustable handle length. 90mm hose diameter.

# Remote Controlled Lawnmower

## Professional Series

The Remote Control line by DAYEE Power covers an range , the result of the commitment and passion of a team of experts who have dedicatedly created an innovative product capable of meeting the real needs of users. The choice to use high-quality materials and adopt the most advanced technologies guarantees the new introductions reliability, durability and excellent performance. With the powerful engine and battery, exceptional mowing power is guaranteed on any terrain , even on slopes of up to 50' . The range is unbeatable for major mowing jobs, removing tall and thick grass, and clearing under-growth. They are easy to maneuver, in fact the management of all functions can be radio-controlled up to 200 m away, ensuring maximum safety. It's about power, versatility and innovation at the service of professionals, demanding users and private individuals.

### Advantage

#### Convenient and safe

Easy to operate via remote control. Reduces the risk of manual operation, especially when manipulating slopes or complex terrain.

### Applicability

Remote control lawn mowers are suitable for a variety of different types of lawns, including larger or complex lawns.

### Precision

The remote control lawn mower can control the range and height of mowing almost precisely, ensuring that the lawn is neat and beautiful.



#### Gardening and landscaping

DAYEE' s professional technology offers solutions for the diverse tasks of gardening and landscaping, from outdoor facilities to private gardens, public parks and residential lawns.height of mowing almost precisely, ensuring that the lawn is neat and beautiful.



#### Road maintenance

Maintaining roadways often involves mowing high grass and slopes, two specialties of DAYEE' s professional technology.



#### Utilities

DAYEE offers professional technology for the maintenance of green spaces in and around public utility facilities.



#### Hunting and forestry

In forests and on hunting grounds, mowing can take place as infrequently as once per year or even at intervals of several years. DAYEE machines are engineered to tackle the thick growth native to these areas as well as Christmas tree plantations.



#### Commercial landscaping

Performance on rough terrain, perfect cutting results and high efficiency are advantages DAYEE machines provide to professional service providers.



#### Solar parks

Efficiency is crucial to maintaining a profitable solar park. DAYEE offers the ideal tools to properly maintain the green areas around and under solar panels.



### Model **DY210-3500SB-00**

Drive Type	Electric Vehicle
Battery Capacity	48V/40Ah ,Lithium
Driving Motor	250W*4
Mowing Motor	3000W DC-Brushless
Rated Speed	2800/3500/Min
Cutting Height	25-65mm
Cutting width	533mm
Climb In Angle	45°
Working Speed	0-8km/h
Remote Control Distance	0-150m
Working Time	2 Hour
Start	Remote Control Start and Stop
Wheel Size(Front/Rear)	13×5.00-6/13×5.00-6
Charging time	8 Hour
Carton Size	950*850*800mm
Loading Qty (20GP/40GP/40HQ)	48/104/130 Pcs

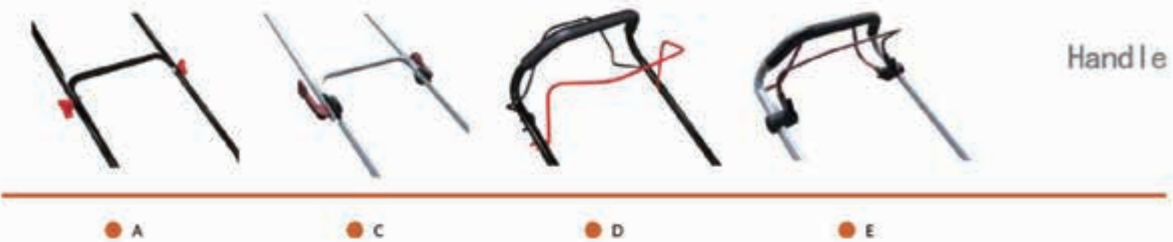


Model	DY211-3500SB-00
Drive Type	Electric Vehicle
Battery Capacity	48V/50Ah ,Lithium
Driving Motor	850W*2
Mowing Motor	3000W DC-Brushless
Rated Speed	2800/3500/Min
Cutting Height	20-120mm
Cutting width	533mm
Climb In Angle	45°
Working Speed	0-5km/h
Remote Control Distance	0-150m
Working Time	2 Hour
Start	Remote Control Start and Stop
Track Width	150mm
Charging time	10 Hour
Carton Size	1350*1090*900mm
Loading Qty (20GP/40GP/40HQ)	27/60/60 Pcs

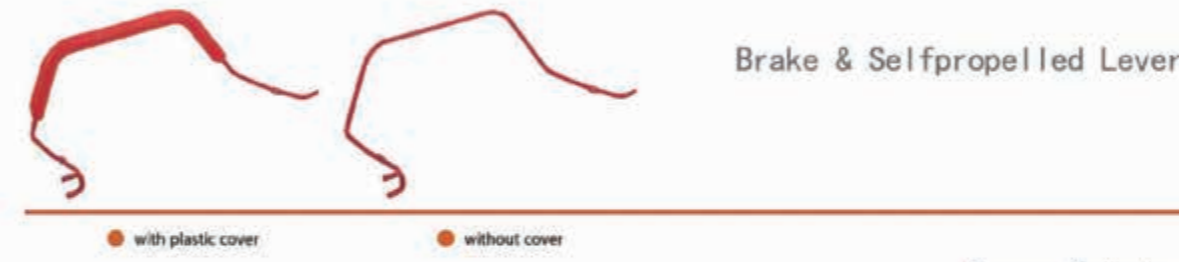


Model	DY330-764SB-00
Drive Type	Battery+Engine
Engine Type	Loncin 2P80 , Electric Start
Engine Cyliner	2
Displacement	764cc
Driving Motor	1100W*2
Driving Battery	48V /20Ah,Lead-acid Battery
Cutting Height	30-150mm
Cutting Width	838mm
Working Speed	0-4.3km/h
Remote Control Distance	0-150m
Oil Tank Capacity	10L
Working Time	3 Hour
Start	Remote Control Start and Stop
Climb In Angle	60°
Start Battery	12V /24Ah
Track Width	150mm
Carton Size	1450*1400*800mm
Loading Qty (20GP/40GP/40HQ)	8/16/24 Pcs

# Some Optional Parts



Handle



Brake & Selfpropelled Lever



Dash Board



Grass Catcher



Engine Cover



Height Adjusting Bar



Front Face



Wheel



Wheel Cover

